

Your Journey Through Jodrell

(Education Visits)

Welcome to Jodrell Bank Centre for Engagement



Thank you for choosing to visit the Jodrell Bank Centre for Engagement. The most famous structure on the site is the Lovell Telescope, but we also have exhibitions, gardens, a café, a gift shop, and activities for you to enjoy during your time here.

We hope that this guide will help you to prepare for your visit and give you an idea of what to expect on the day.

Arrival

The photo below is of the entry gate to Jodrell Bank. When you arrive, the barrier arm will already be raised so you can enter and carry on along the driveway.



Our car park is quite large. The first building you'll see is the black one in this photo – this is our Planet Pavilion.



Members of staff will be wearing uniform like in the photo below. You may or may not see these specific people, though.


There will be a member of staff to welcome you. They will spend a few minutes giving you some information; you will be given a map of the site told the times of the activities you will be attending.



After that, they will let you through the gate and you will be free to wander around and explore the site!

A Walk In The Garden


If starting your visit in the First Light Pavilion, look for the path with the banners, this will take you to your destination. You'll approach a roundabout with a large tree in the centre; go straight on and along a path lined with small trees – the trees create a tunnel. On the other side of the tree-tunnel you will find the entrance to the First Light Pavilion.



First Light Pavilion



The First Light Pavilion is the newest building at Jodrell Bank. You will enter through a set of automatic doors and there will probably be a member of staff greeting visitors in the foyer.



The foyer can be busy at certain times of the day – particularly before our shows. At these times there may be a lot of people queueing to go into the show so it might be a bit noisy.

There are lots of things to do inside the First Light Pavilion. You'll find our new exhibition – The Story of Jodrell Bank – and our Space Dome.

Toilets and a café can also be found in this building.

First Light Pavilion - Exhibition

The exhibition inside our First Light Pavilion is called 'The Story of Jodrell Bank' and tells the story of the life of Sir Bernard Lovell, who established the observatory, as well as the heritage of the site and the history of the science that has been done here.

You will enter the exhibition through a short corridor that has been soundproofed. It might feel a bit strange to pass from the noisier foyer into the quiet entryway to the exhibition.



The exhibition is dimly lit, so it's a good idea to take your time and let your eyes adjust. You'll also hear a quiet background noise playing throughout the exhibition. There are large display screens, which have moving images projected on to them. There are also various other tall screens that play short videos – these have images, sound and subtitles and are motion activated.



If you'd like to sit and rest, there are seats throughout the exhibition. Some of them have speakers attached that are motion activated – the voices of some of the people of Jodrell Bank might start to play when you sit down.

If you need any assistance, a member of staff in a cream t-shirt will always be present within the exhibition.

First Light Pavilion – Space Dome

You'll have a show in our Space Dome. You'll be asked to queue outside the Space Dome in the foyer. A member of staff will then open the doors to let you inside.

As you enter the Space Dome it will be quite dark, so take your time and let your eyes adjust. There will be a member of staff inside with a torch to help you find a seat. The seats fold down, similar to the ones in a cinema. If you think you might like to leave before the end, the exit is on the opposite side to where you came in and the member of staff will be there to help you if needed.



The show can have some loud bits – ask a member of staff if you'd like to borrow some ear defenders. You can also feel like you are moving; if this makes you uncomfortable, close your eyes until you start to feel better. At the end, the member of staff will direct you to the exit and use a torch to guide you from your seat.

A Walk In The Garden

If starting your visit in the Space Pavilion, walk towards the Lovell Telescope, and turn left at the intersection. Go straight on and along a path and you will find the entrance to Space Pavilion.



Space Pavilion

In the Space Pavilion we have our interactive science exhibition. As you explore this area, you will see lots of screens displaying information about the science we do at Jodrell Bank. Some of them are touch screens. There is also a Film Pod, which is a bit like a small cinema – it's dark inside with a dim blue light.

We also have other projectors playing videos and you might hear some sudden noises. The exhibition area can sometimes be quite busy. If you need any help, you can speak to a member of staff who will be dressed in a cream t-shirt. There are toilets and baby changing facilities in this building.




Planet Pavilion

Planet Pavilion is the building closest to the entrance and car park.

To access this building look for the automatic doors on the left-hand side of the building (the furthest from the Lovell Telescope).

This building has the Gift Shop, a Café, and a room called the Orrery – the orrery is a model of the solar system that is in the ceiling of this room. There are also some touch screens in here to explore. You'll go from the orrery into the gift shop along a short dark corridor.



Planet Café and Gift Shop


The gift shop has lots of great products to have a look at. It usually isn't too busy, but if there are a few people in there looking at the displays, it may feel a little crowded.

To get from the gift shop to the café, you'll go through another small corridor. On the side of the corridor you'll find the toilets.

The Planet café can be busy at lunch time.



If you decide you'd like to go back into the main part of the centre, just let a member of staff in a cream t-shirt know and they will show you the way. Otherwise, you can exit through the gift shop.



Star Pavilion

Star Pavilion is where we hold our talks, shows and lectures. Please check your itinerary if you have an activity in this building. The building will be closed most of the time, but the person giving the talk will open the doors shortly before the talk is due to start.



The auditorium can sometimes be a little busy. When you go in, you'll see the room set out with chairs for the audience, as well as a table with equipment that has been prepared for the talk. There will be a member of staff ready to deliver the talk and they will be wearing a cream t-shirt. The talk will include some demonstrations, and the member of staff will let you know in advance if anything might take you by surprise. Don't worry if you need to leave at any time, the presenter won't take it personally!



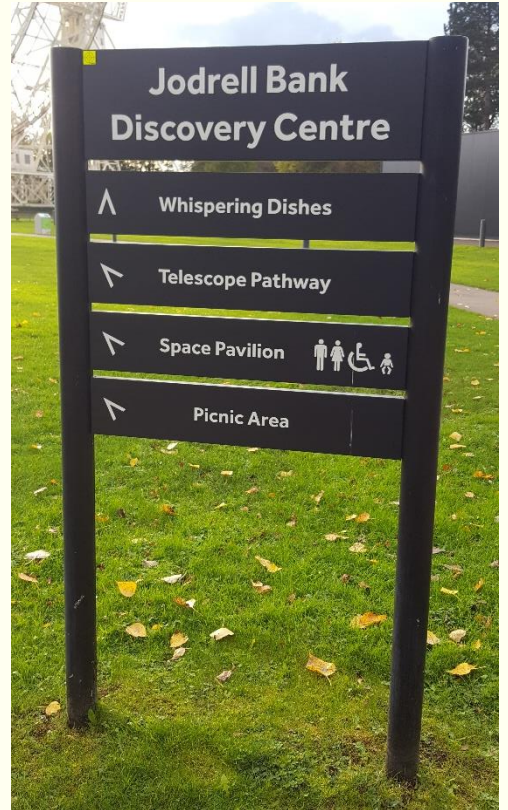
Outdoor Exhibits

You will find our outdoor interactive exhibits along the paths next to the Lovell Telescope. You can also have a look at our Exhibition Pathway on the garden path next to the First Light Pavilion.



The Lovell Telescope

The Lovell Telescope is the biggest structure on the site. There are several paths leading towards it, and you'll see signs directing you to places that you might like to visit.



You might notice that one of the paths is red. You can follow this path around the telescope. Beside the path there are boards giving information about the history of the observatory and the science that the telescope is involved in.




Lunch Spaces

You will be assigned a lunch space during your visit (please check your itinerary).

First Light Café

As you enter the First Light Pavilion, the café is to the right-hand side. The café is open plan, with the servery at the far end.

You might be sharing this space with another group. Please utilise only half of the tables available.



Classroom

As you enter the Space Pavilion, the Classroom is to the left-hand side. This space has tables and chairs for you to enjoy your packed lunches.



Lunch Spaces

Comet Lodge

In the gardens next to Planet Pavilion, you will find the Comet Lodge. This space has tables and benches, and a log burner to keep you warm on chilly days.

